





# Advertising Tents Comparison

	Basic	Deluxe	Pavilion Deluxe	Premium																																																
																																																				
<b>Frame Construction</b>	Powder Coated Off-White Steel  <b>Legs</b> 40mm x 40mm (1.6" x 1.6") <b>Frame</b> 1.0mm <b>Material</b> (0.04") <b>Thickness</b>	Anodized, Commercial-Grade Silver Aluminum  <b>Legs</b> 40mm x 40mm (1.6" x 1.6") <b>Frame</b> 1.2mm <b>Material</b> (0.05") <b>Thickness</b>	Anodized, Commercial-Grade Silver Aluminum  <b>Legs</b> 40mm x 40mm (1.6" x 1.6") <b>Frame</b> 1.2mm <b>Material</b> (0.05") <b>Thickness</b>	Anodized, Industrial-Grade Silver Aluminum  <b>Legs</b> 52mm x 52mm (1.6" x 1.6") <b>Frame</b> 1.6mm <b>Material</b> (0.06") <b>Thickness</b>																																																
	Strong ABS Nylon Joints Crank for canopy tension Plastic push buttons for height adjustment																																																			
<b>Frame: Size/Weight/Clearance*</b> <small>*Refers to Maximum Head Clearance which is measurement of space between bottom of valence to the ground</small>	<table border="1"> <thead> <tr> <th>Frame</th> <th>Weight</th> <th>Clearance</th> </tr> </thead> <tbody> <tr> <td>10.0'x10.0'</td> <td>60.0lb</td> <td>83.0"</td> </tr> <tr> <td>10.0'x15.0'</td> <td>74.0lb</td> <td>83.0"</td> </tr> <tr> <td>10.0'x20.0'</td> <td>101.0lb</td> <td>83.0"</td> </tr> </tbody> </table>	Frame	Weight	Clearance	10.0'x10.0'	60.0lb	83.0"	10.0'x15.0'	74.0lb	83.0"	10.0'x20.0'	101.0lb	83.0"	<table border="1"> <thead> <tr> <th>Frame</th> <th>Weight</th> <th>Clearance</th> </tr> </thead> <tbody> <tr> <td>5.0'x5.0'</td> <td>27.0lb</td> <td>84.0"</td> </tr> <tr> <td>10.0'x10.0'</td> <td>40.0lb</td> <td>84.0"</td> </tr> <tr> <td>10.0'x15.0'</td> <td>52.0lb</td> <td>84.0"</td> </tr> <tr> <td>10.0'x20.0'</td> <td>68.0lb</td> <td>84.0"</td> </tr> </tbody> </table>	Frame	Weight	Clearance	5.0'x5.0'	27.0lb	84.0"	10.0'x10.0'	40.0lb	84.0"	10.0'x15.0'	52.0lb	84.0"	10.0'x20.0'	68.0lb	84.0"	<table border="1"> <thead> <tr> <th>Frame</th> <th>Weight</th> <th>Clearance</th> </tr> </thead> <tbody> <tr> <td>10.0'x10.0'</td> <td>45.0lb</td> <td>85.0"</td> </tr> <tr> <td>13.0'x13.0'</td> <td>55.0lb</td> <td>108.0"</td> </tr> </tbody> </table>	Frame	Weight	Clearance	10.0'x10.0'	45.0lb	85.0"	13.0'x13.0'	55.0lb	108.0"	<table border="1"> <thead> <tr> <th>Frame</th> <th>Weight</th> <th>Clearance</th> </tr> </thead> <tbody> <tr> <td>13.0'x13.0'</td> <td>89.0lb</td> <td>101.0"</td> </tr> <tr> <td>13.0'x20.0'</td> <td>118.0lb</td> <td>101.0"</td> </tr> <tr> <td>13.0'x26.0'</td> <td>157.0lb</td> <td>101.0"</td> </tr> </tbody> </table>	Frame	Weight	Clearance	13.0'x13.0'	89.0lb	101.0"	13.0'x20.0'	118.0lb	101.0"	13.0'x26.0'	157.0lb	101.0"
Frame	Weight	Clearance																																																		
10.0'x10.0'	60.0lb	83.0"																																																		
10.0'x15.0'	74.0lb	83.0"																																																		
10.0'x20.0'	101.0lb	83.0"																																																		
Frame	Weight	Clearance																																																		
5.0'x5.0'	27.0lb	84.0"																																																		
10.0'x10.0'	40.0lb	84.0"																																																		
10.0'x15.0'	52.0lb	84.0"																																																		
10.0'x20.0'	68.0lb	84.0"																																																		
Frame	Weight	Clearance																																																		
10.0'x10.0'	45.0lb	85.0"																																																		
13.0'x13.0'	55.0lb	108.0"																																																		
Frame	Weight	Clearance																																																		
13.0'x13.0'	89.0lb	101.0"																																																		
13.0'x20.0'	118.0lb	101.0"																																																		
13.0'x26.0'	157.0lb	101.0"																																																		
<b>Stability</b> <small>*Pull ups for demonstration only. Do not try at home. Will void warranty.</small>	Strong hexagonal frame composition  Can perform pull ups on frame	Commercial-grade hexagonal composition  Can perform pull ups on frame	Commercial-grade hexagonal composition  Can perform pull ups on frame	Industrial-grade octagonal composition  Can perform pull ups on frame																																																
<b>Number of Sides</b>	4	4	6	4																																																
<b>Feet</b>																																																				
<b>Wind Rating</b> <small>*With proper anchoring</small>	25mph	30mph	30mph	43mph																																																
	*DISCLAIMER: Wind rating determined from testing in a controlled environment. Tents should always be staked down with Premium Tent Stake Kit and weighed down and should not be used in inclement weather, including thunderstorms, heavy rains, lightning and high wind gusts. Place at least 22-24lb of weight on each leg - equivalent to 1 PVC Water Weight 2gal filled on each leg, 1 Sand Bag Weight filled on each leg or 2 Steel Weight Plates on each leg. Use triple the amount when heavier wind gusts (20+mph) are expected. User must read and observe assembly instructions. If this is not done correctly it may result in damage to the unit, injury, or death, and all warranties will be void. All warranties will be void if this product is used with any canopy, wall or hardware not produced by us.																																																			